


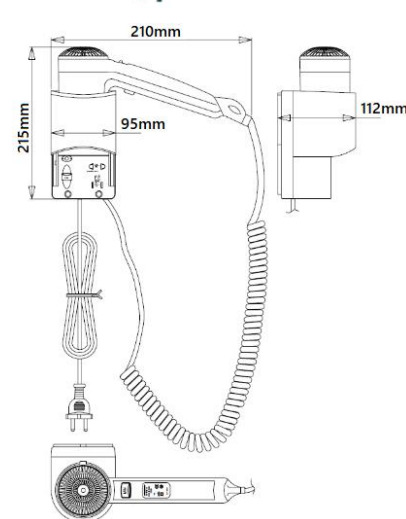








## Acme Sanitary Ware Co Ltd

Acme Building, 22-28 Nanking Street, Kowloon, Hong Kong  
 Tel: 2388 7171 Fax: 2710 8012  
 E-mail: acme@acmesanitary.com.hk  
 Website: www.acmesanitaryware.com.hk

PROJECT		REF		REV	ITEM CODE	
LOCATION		DATE			PAGE	

# SANITARY WARE SPECIFICATION SHEET

Item Descriptions	Mediclinic (Spain) plastic ABS push-button hair dryer gun model with white finish	Illustration/ Drawing																												
Dimensions	L210 x W112 x H215 mm																													
Model	SC0030																													
Material/ Finish	Plastic ABS/ White Finish																													
Manufacturer	Mediclinics, S.A. (Spain)																													
Supplier	Acme Sanitary Ware Co. Ltd Mr. Eric Wong/ Mr. Don Yuen																													
Contact Tel/Fax	(852) 2388-7171 / (852) 2710-8012																													
E-mail	acme@acmesanitary.com.hk																													
Website	www.acmesanitary.com.hk																													
<b>General description</b> <ul style="list-style-type: none"><li>· Exclusive hotel bathroom wall mounting hair dryer with a functional, robust and trendy design that blends into any space perfectly such as hotels, hospitals and elderly care centers.</li><li>· This powerful and long-lasting hair dryer is push-button activated and has a total power of 1,240W.</li><li>· Two heat/speed settings moving the push-button up and down. Position“1” for hot heating and position“2”for warm heating.</li></ul>																														
<b>Components &amp; materials</b> <ul style="list-style-type: none"><li>· <b>SC0030</b>: plastic ABS, white finish.</li><li>· <b>SC0030CS</b>: plastic ABS, black finish.</li><li>· White or black ABS plastic wall support.</li><li>· 11,000-13,000 rpm motor that includes a thermal overload switch.</li><li>· 1,200W heating element that includes a safety thermal cut-out.</li><li>· Speed selector with two settings (hot heating and warm heating).</li><li>· Heavy-duty 650-1,800mm coiled power cord.</li><li>· Plug with 1,000mm power cord.</li><li>· Turbine made in polycarbonate plastic.</li><li>· Shaver-socket protected by a transparent plastic box.</li></ul>		 <b>SC0030</b> <b>white finish</b>																												
<b>Operation</b> <p>Switch on general power and pick up the dryer body. Press the bottom on the handle for its working. Select the speed and direct the dryer to the hair at your own convenience. Once you are finish, hang the dryer body in the wall support and switch to the OFF position.</p>																														
<b>Mounting (Recommended heights distance from the floor)</b> <div> 150 cm</div> <div> 150 cm</div> <div> 130 cm</div> <div> 135 cm</div>		 <b>SC0030CS</b> <b>black finish</b>																												
<b>Technical Specifications</b> <table><tr><td>Voltage</td><td>220- 240 V</td></tr><tr><td>Frequency</td><td>50/60 Hz</td></tr><tr><td>Electrical Isolation</td><td>Class II</td></tr><tr><td>Total power</td><td>540-1,240 W</td></tr><tr><td>Consumption</td><td>2.7 – 4.9 A</td></tr><tr><td>Motor power</td><td>40 W</td></tr><tr><td>Rpm</td><td>11,000-13,000</td></tr><tr><td>Heating element power</td><td>1,200 W</td></tr><tr><td>Dimensions</td><td>210 x 215 x 112 mm</td></tr><tr><td>Weight</td><td>1,3 Kg</td></tr><tr><td>Effective airflow</td><td>73 m3/h (1,217 L/min)</td></tr><tr><td>Air velocity</td><td>54 Km/h</td></tr><tr><td>Air temperature (10 cm distance/21°C)</td><td>61°C</td></tr><tr><td>Sound pressure <sup>(*)</sup> (at 2m)</td><td>60 dBA</td></tr></table> <p>(*) According to UNE EN ISO 11201:2010 V2 standard.</p>			Voltage	220- 240 V	Frequency	50/60 Hz	Electrical Isolation	Class II	Total power	540-1,240 W	Consumption	2.7 – 4.9 A	Motor power	40 W	Rpm	11,000-13,000	Heating element power	1,200 W	Dimensions	210 x 215 x 112 mm	Weight	1,3 Kg	Effective airflow	73 m3/h (1,217 L/min)	Air velocity	54 Km/h	Air temperature (10 cm distance/21°C)	61°C	Sound pressure <sup>(*)</sup> (at 2m)	60 dBA
Voltage	220- 240 V																													
Frequency	50/60 Hz																													
Electrical Isolation	Class II																													
Total power	540-1,240 W																													
Consumption	2.7 – 4.9 A																													
Motor power	40 W																													
Rpm	11,000-13,000																													
Heating element power	1,200 W																													
Dimensions	210 x 215 x 112 mm																													
Weight	1,3 Kg																													
Effective airflow	73 m3/h (1,217 L/min)																													
Air velocity	54 Km/h																													
Air temperature (10 cm distance/21°C)	61°C																													
Sound pressure <sup>(*)</sup> (at 2m)	60 dBA																													

Note:

\* All information of the above is for the reference only. No prior notice is made if any changes.

Source: Mediclinics, S.A.

